

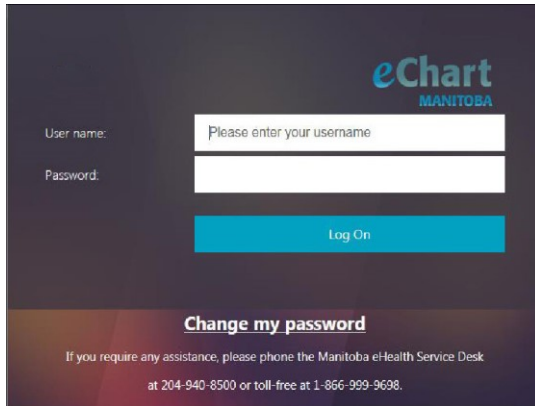
Reference guide

Launching eChart

Accessing eChart

eChart can be accessed using one of the following methods:

1. Typing the following URL into Internet Explorer:
echart.manitoba-ehealth.ca/Manitoba This will take you to the following screen:




2. Launching from a Manitoba Certified Electronic Medical Record
3. Clicking on the eChart tab in the Provincial EPR

Logging in

You will be given a username and temporary password by your Authorized Sponsor, Authorized Account Requester or trainer, and must change your password when you log into eChart for the first time.

Terms of Use

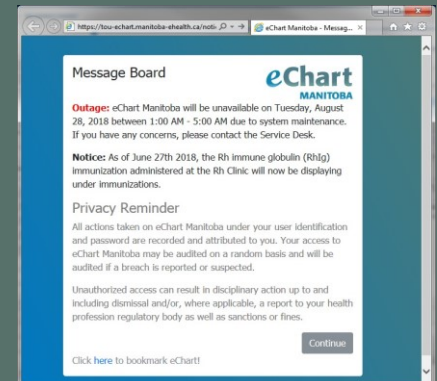
When you log in to eChart for the first time (or following any update to the Terms of Use), you will be prompted to read and accept the eChart Terms of Use. You can also reference the Terms of Use at: [eChart Manitoba Terms of Use form](#)



Message Board

The message board displays eChart notifications, the privacy reminder and provides an opportunity to bookmark the login page.

The board will appear after the first successful login each day. It will also appear after the initial login following the posting of a new notification. Click "Continue" to close the window and access eChart.



For more information, questions or concerns regarding eChart Manitoba please contact the Shared Health Service Desk, available 24 hours a day, seven days a week. **Phone:** (204) 940-8500 **Phone (toll-free):** 1-866-999-9698 **Email:** servicedesk@manitoba-ehealth.ca

November 2020



Shared health
Soins communs
Manitoba