



Shared health
Soins communs
Manitoba

eChart

MANITOBA

Fundamentals

Course Objectives

- Understand what clinical data is included in eChart Manitoba and how it is arranged
- Learn how to search and filter information in eChart
- Understand privacy, confidentiality and security within the context of eChart
- Support patients' rights in eChart

eChart Manitoba is our provincial Electronic Health Record (EHR).

Viewable

Lifetime
Record

Key Health
History

Authorized
Access

Right time
and place

Efficient
Private
Secure
Safe

Types of Electronic Systems

- An **Electronic Health Record (EHR)** is
 - A private lifetime record of a person's key health history
 - Not a detailed record of every health-care episode
 - Often search and view only system
 - A **person-centric** health record
- An **Electronic Medical Record (EMR)** is
 - An individual's medical record in digital format
 - Used within Primary and Specialist care clinics
 - An active system where personal health information can be entered in by authorized health-care providers
 - A **provider-centric** or **health organization-centric** health record of a person
- An **Electronic Patient Record (EPR)** is
 - A facility-based digital record containing detailed information
 - Used within Acute or LTC facilities
 - An active system where personal health information can be entered in by authorized health-care providers
 - A **provider-centric** or **health organization-centric** record

Your Site Determines Your Access to eChart Manitoba



Access is by authorized **health-care personnel** only



Your site determines **who** has access



Your site determines your **security role**

Security Roles in eChart Manitoba

eChart **security roles are unique** to the needs of your work role in your facility, not to your labour classification or professional designation.

One of these security roles will be assigned to you by your facility:

Demographic
View

Medications
View

Clinical View

Clinical View
with Images &
Override

Laboratory &
Reports View

Immunizations
View

Clinical View
with Images

Privacy View or
Privacy View
with Override

Changing Jobs, Changing Location or Working at Multiple Locations



Only access eChart where you have been sponsored



If working at multiple locations you need to be sponsored at each one



If changing positions and moving to another location you will need to request an account at the new location



The term "location" could mean department, program, site, facility or location depending on the workplace.

Navigating in eChart Manitoba...



Information in eChart Manitoba is secure

Measures are taken to ensure privacy and confidentiality of information

Information is transmitted and stored securely

Information access and acceptable use policies are required
(e.g. PHIA and Terms of Use)

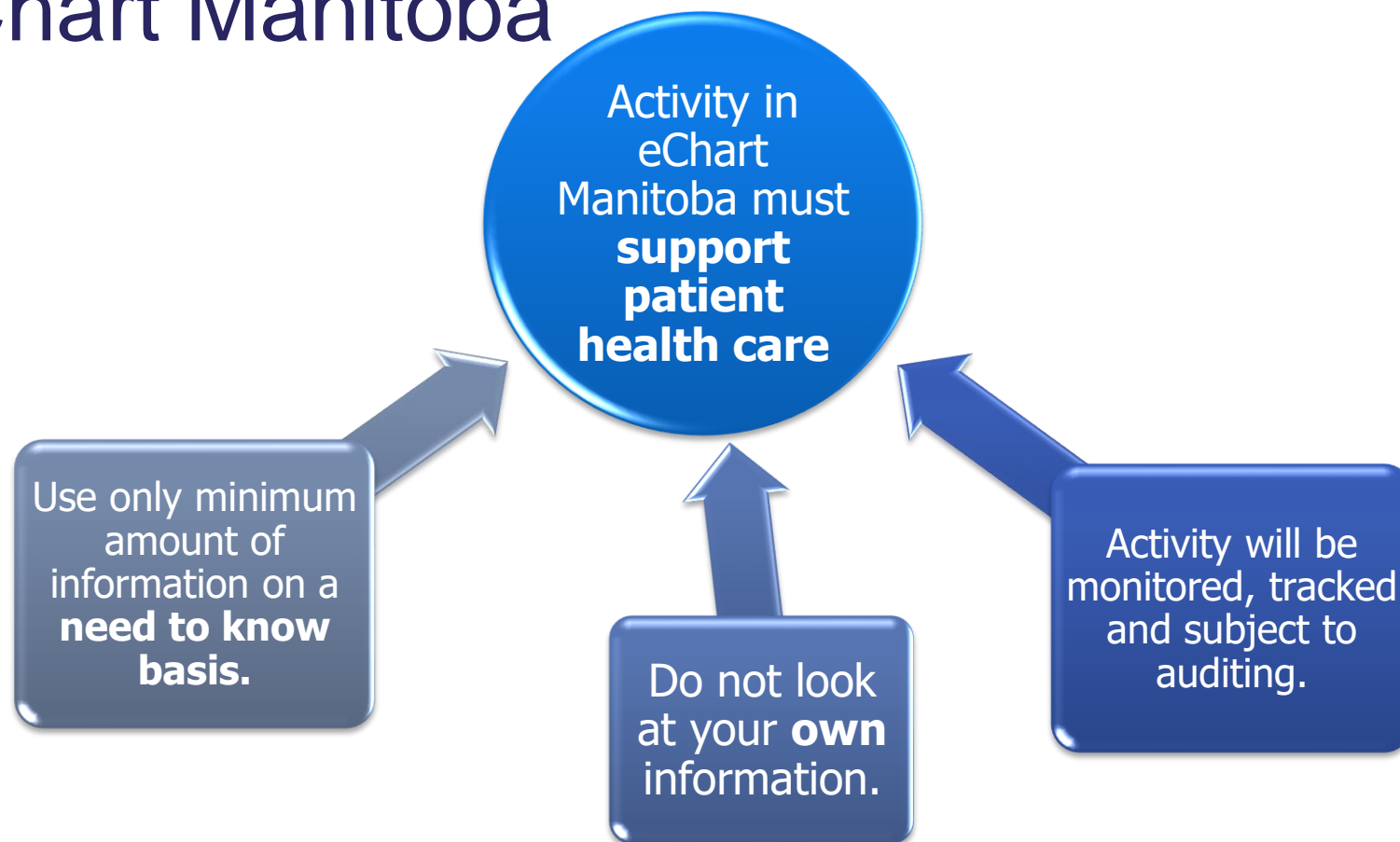
Standards of professional practice are in place

System checks and balances are enforced
(e.g. audits, reviews and disciplinary actions)

Accuracy of information in eChart Manitoba

- The source systems for eChart are responsible to ensure the information they provide is correct, current and complete (as per PHIA).
 - If information corrections and updates are required:
 - The changes will appear in eChart **once the source has sent the correction or update**
 - eChart does not notify users directly
-
- The Service Desk facilitates corrections with eChart's source systems. Call to report any missing or incorrect clinical or demographic data (excluding address).

Responsibility and Accountability in eChart Manitoba



Responsibility and Accountability in eChart Manitoba

Do not access eChart Manitoba...

If the person is not currently in your care

To view the records of your **colleagues, family, friends, neighbours, or other personal relationships** (current or former)

Do not use eChart for **research, chart audits** or other forms of **secondary use**

Protect yourself and your patients

Always log out when you walk away from the computer



Do **not** share your user ID and password with anyone



Supporting Patient Rights with eChart...

Individuals have the ability to...

- 1. View or receive a copy of their information**
- 2. See who has accessed** their eChart record
- 3. Limit** the disclosure of information within eChart



1. Viewing Personal Health Information

- Patient's have the right to view or receive a copy of the information contained in the eChart Manitoba system
 - Clinicians can:
 - Turn the screen so patient can view
 - Print the information immediately (in accordance with existing site privacy policy)
 - Provide the individual with the information to go through the eChart Manitoba Services request process
 - Go to www.echartmanitoba.ca

The screenshot shows a form titled "eChart MANITOBA" with the subtitle "REQUEST TO ACCESS YOUR PERSONAL HEALTH INFORMATION IN ECHART MANITOBA". The form includes a header with the eChart Manitoba logo and a title. Below the title, there is a section for "PATIENT INFORMATION" with fields for name, address, and contact details. There are also sections for "PHYSICIAN INFORMATION" and "REQUEST INFORMATION". The form contains several checkboxes and text boxes for providing details about the request. At the bottom, there is a section for "PATIENT SIGNATURE" and "PHYSICIAN SIGNATURE". The form is designed to be filled out by a patient or a clinician to request access to their personal health information.

3. Individuals can limit the disclosure of their information

- Individuals have the ability to place a disclosure directive on their eChart record.

- A **Disclosure Directive** in eChart is:
 - **An instruction that an individual gives** to prevent their own information from being disclosed, viewed or printed.
 - An “electronic mask” that is applied to **all** of the patient’s **clinical** information.

Error.

You are not authorized to access this patient file

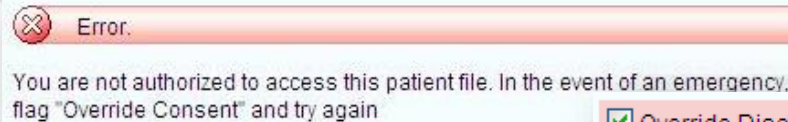
The image shows a screenshot of a web form titled "ADD OR REMOVE A DISCLOSURE DIRECTIVE IN ECHART MANITOBA". The form contains various fields for patient identification, including name, date of birth, and gender. It also includes sections for "ADD A DISCLOSURE DIRECTIVE" and "REMOVE A DISCLOSURE DIRECTIVE", with checkboxes and text boxes for providing instructions. The form is partially filled out with blue text.

To apply or remove a **Disclosure Directive**, contact eChart Manitoba Services:
www.echartmanitoba.ca

Overriding a Disclosure Directive

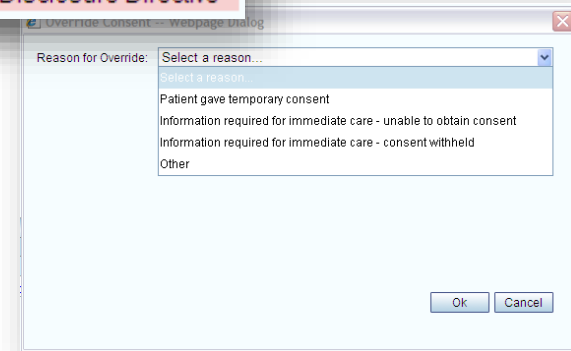
- Only clinicians with the security role "Clinical View with Images & Override" are able to override the patient's Disclosure Directive.

Clinical View with Images & Ove...

 Error.
You are not authorized to access this patient file. In the event of an emergency, flag "Override Consent" and try again

Override Disclosure Directive

- Overriding a Disclosure Directive:
 - Rationale is required prior to access
 - Access is limited to the authorized user
 - Access is only valid for the current login session
 - An alert is triggered for audit purposes

 Override Consent -- Webpage Dialog

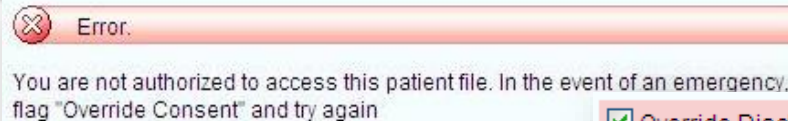
Reason for Override:

Patient gave temporary consent
Information required for immediate care - unable to obtain consent
Information required for immediate care - consent withheld
Other

Overriding a Disclosure Directive

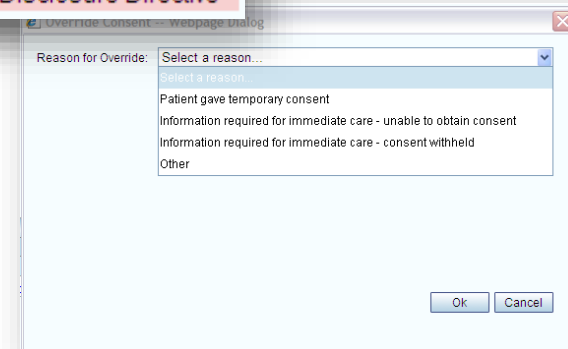
- Only clinicians with the security role “Clinical View with Images & Override” are able to override the patient’s Disclosure Directive.

Clinical View with Images & Ove...

 Error.
You are not authorized to access this patient file. In the event of an emergency, flag "Override Consent" and try again

Override Disclosure Directive

- Overriding a Disclosure Directive:
 - Rationale is required prior to access
 - **If possible, ask your patient for their consent**
 - **If you would like to provide supporting text for your reason for override, you may want to consider selecting “other” as the reason**
 - **You may choose to document the reason in your EMR**

 Override Consent -- Webpage Dialog

Reason for Override:

In eChart
search for...

Matthew
King

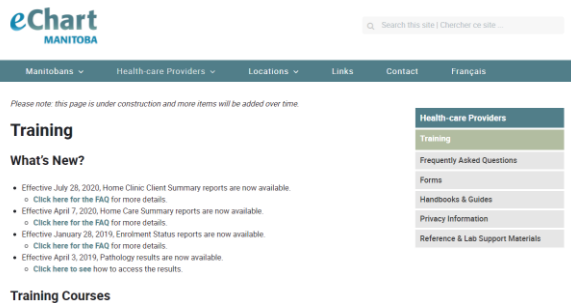
955500006



eChart Contact Information



Your patients can find request forms and learn more about eChart Manitoba by going to the public-access web site at www.echartmanitoba.ca or by contacting eChart Manitoba Services at 1-855-203-4528 or echart@sharedhealth.mb.ca



As a health-care provider you can find additional request forms, FAQs, handbooks & news updates, and access the eLearning online course at <https://echartmanitoba.ca/hcp/training/>



If you have questions about eChart contact the Service Desk